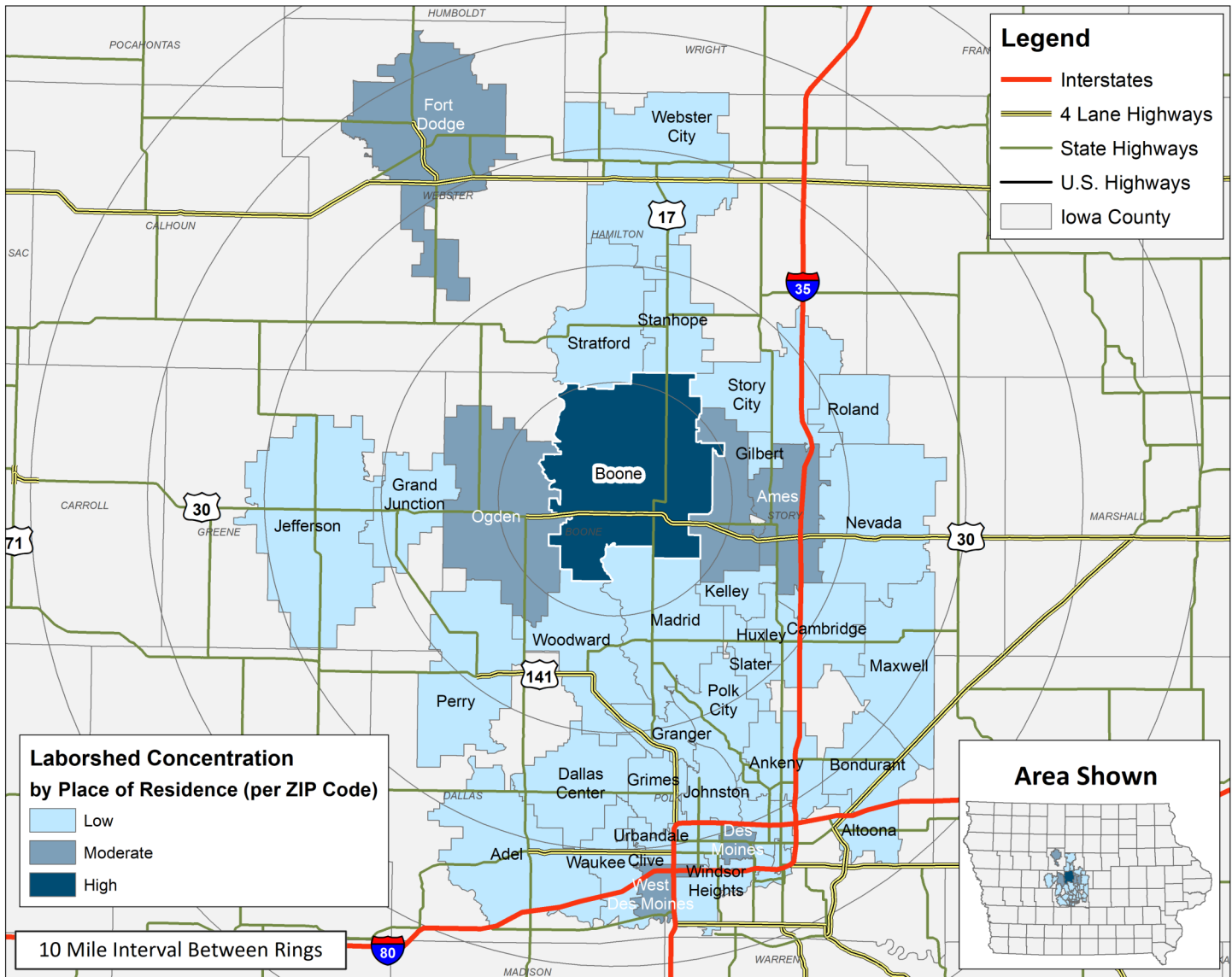


LABOR CHARACTERISTICS

ADVANCED MANUFACTURING

BOONE, IA LABORSHED AREA

CONCENTRATION OF RESPONDENTS WITHIN THE LABORSHED AREA WITH TRANSFERABLE EXPERIENCE/SKILLS BY PLACE OF RESIDENCE



Workers who have transferable experience/skills in the industry are currently commuting an average of 14 miles one way for work. Those who are likely to change/accept employment are willing to commute an average of 24 miles one way for the right employment opportunity.

FOR MORE INFORMATION REGARDING THE BOONE, IA LABORSHED, CONTACT:

IOWA
WORKFORCE
DEVELOPMENT

<https://workforce.iowa.gov/>

LABOR CHARACTERISTICS



ADVANCED MANUFACTURING

ESTIMATED AVAILABLE LABOR PER OCCUPATIONAL CATEGORY:

- Chemical Engineers - 968
- Cooling and Freezing Equipment Operators and Tenders - 969
- Electricians - 2,917
- Engineers, All Other - 970
- First-Line Supervisors of Mechanics, Installers, and Repairers - 2,920
- First-Line Supervisors of Production and Operating Workers - 2,919
- Furnace, Kiln, Oven, Drier, and Kettle Operators and Tenders - 971
- Heavy and Tractor-Trailer Truck Drivers - 6,814
- Industrial Production Managers - 1,945
- Industrial Truck and Tractor Operators - 2,921
- Inspectors, Testers, Sorters, Samplers, and Weighers - 972
- Installation, Maintenance, and Repair Workers, All Other - 4,867
- Laborers and Freight, Stock, and Material Movers, Hand - 1,946
- Light Truck or Delivery Services Drivers - 973
- Machinists - 974
- Mechanical Engineering Technicians - 975
- Mechanical Engineers - 1,947
- Milling and Planing Machine Setters, Operators, and Tenders, Metal and Plastic - 976
- Molders, Shapers, and Casters, Except Metal and Plastic - 977
- Packers and Packagers, Hand - 1,948
- Production Workers, All Other - 978
- Team Assemblers - 979
- Welders, Cutters, Solderers, and Brazers - 1,949

AN ESTIMATED TOTAL OF **44,775** PEOPLE IN THE LABORSHED AREA

UNDEREMPLOYMENT (ESTIMATED):

- Low hours - 6.5% (315)
- Low income - 2.2% (106)
- Mismatch of skills - 0.0%
- Total - 8.7% (421)

(Individuals counted only once when estimating Total Underemployment.)

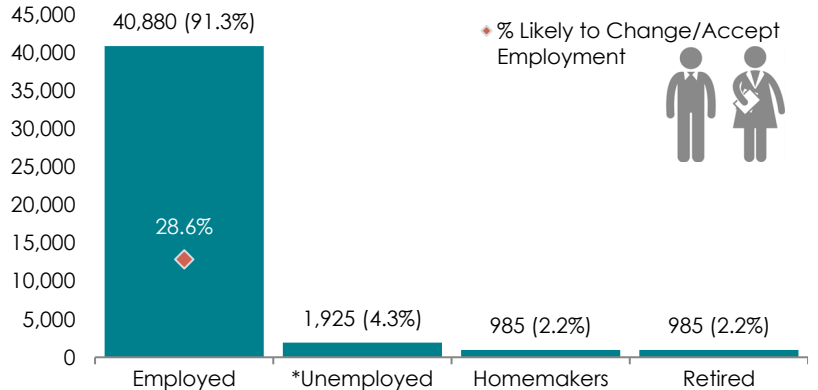
CURRENT BENEFITS:



DESIRED BENEFITS:



ESTIMATED TOTAL BY EMPLOYMENT STATUS (PERCENTAGE):



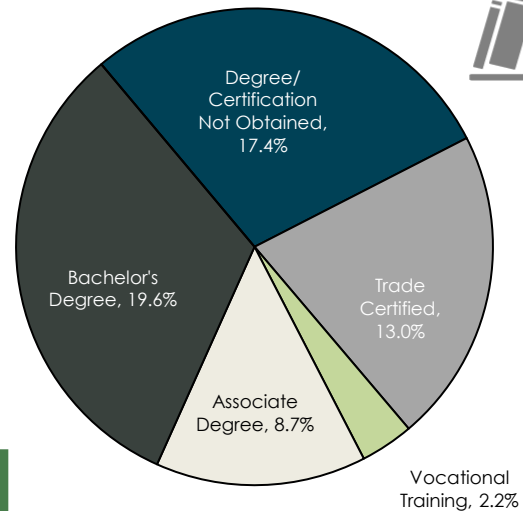
**Employment status is self-identified by the survey respondent. The unemployment percentage does not reflect the unemployment rate published by the U.S. Bureau of Labor Statistics, which applies a stricter definition.*

EMPLOYMENT STATS:

- 73.9% paid an hourly wage
- 89.1% are/were employed full-time
- 10.9% are/were employed part-time
- 14.3% are/were self-employed
- 11.9% hold two or more jobs
- Currently working an average of 41 hours/week

EDUCATIONAL LEVEL:

(60.9% HAVE AN EDUCATION BEYOND HIGH SCHOOL)



TOP JOB SEARCH RESOURCES:

(For those seeking employment opportunities, by use.)

- Internet - 84.1%
 - www.indeed.com
 - www.linkedin.com
 - www.ziprecruiter.com
- Networking through friends, family or acquaintances - 54.5%
- IowaWORKS Centers - 36.4%
- Newspapers - 15.9%



LABOR CHARACTERISTICS



ADVANCED MANUFACTURING

OCCUPATION	OCCUPATIONAL CODE	MEAN WAGE	ENTRY WAGE	EXPERIENCED WAGE	MEDIAN WAGE	MEAN ANNUAL SALARY
Bus and Truck Mechanics and Diesel Engine Specialists	49-3031	\$25.59	\$19.60	\$28.59	\$23.80	\$53,233
Chemical Engineers	17-2041	\$51.44	\$33.91	\$60.21	\$49.19	\$107,001
Chemical Equipment Operators and Tenders	51-9011	\$23.83	\$17.37	\$27.05	\$22.52	\$49,560
Chemical Plant and System Operators	51-8091	\$22.06	\$19.04	\$23.57	\$22.65	\$45,886
Cleaning, Washing, and Metal Pickling Equipment Operators and Tenders	51-9192	\$18.30	\$14.13	\$20.38	\$14.98	\$38,063
Crushing, Grinding, and Polishing Machine Setters, Operators, and Tenders	51-9021	\$21.31	\$17.22	\$23.35	\$22.87	\$44,322
Cutting and Slicing Machine Setters, Operators, and Tenders	51-9032	\$19.53	\$15.41	\$21.60	\$18.45	\$40,629
Electrical and Electronic Engineering Technicians	17-3023	\$32.39	\$24.51	\$36.33	\$30.37	\$67,369
Electrical and Electronics Repairers, Commercial and Industrial Equipment	49-2094	\$29.81	\$23.12	\$33.15	\$29.18	\$62,001
Electrical Engineers	17-2071	\$45.26	\$33.90	\$50.94	\$48.12	\$94,142
Electricians	47-2111	\$27.17	\$18.51	\$31.51	\$28.61	\$56,519
Electro-Mechanical Technicians	17-3024	\$29.12	\$20.74	\$33.31	\$29.32	\$60,569
Electronic Equipment Installers and Repairers, Motor Vehicles	49-2096	\$17.46	\$10.86	\$20.76	\$18.12	\$36,320
Electronics Engineers, Except Computer	17-2072	\$41.37	\$31.68	\$46.22	\$38.53	\$86,055
Engineers, All Other	17-2199	\$42.86	\$30.32	\$49.14	\$46.25	\$89,159
Extruding, Forming, Pressing, and Compacting Machine Setters, Operators, and Tenders	51-9041	\$21.56	\$17.75	\$23.46	\$23.30	\$44,839
First-Line Supervisors of Mechanics, Installers, and Repairers	49-1011	\$33.52	\$21.92	\$39.31	\$31.64	\$69,713
First-Line Supervisors of Production and Operating Workers	51-1011	\$29.75	\$20.33	\$34.46	\$29.33	\$61,885
Grinding, Lapping, Polishing, and Buffing Machine Tool Setters, Operators, and Tenders, Metal and Plastic	51-4033	\$18.86	\$14.65	\$20.97	\$18.04	\$39,235
Heavy and Tractor-Trailer Truck Drivers	53-3032	\$24.74	\$17.97	\$28.13	\$23.73	\$51,464
Industrial Engineering Technicians	17-3026	\$24.65	\$17.54	\$28.20	\$23.21	\$51,269
Industrial Engineers	17-2112	\$41.68	\$31.03	\$47.01	\$38.68	\$86,705
Industrial Machinery Mechanics	49-9041	\$27.56	\$20.54	\$31.07	\$28.69	\$57,323
Industrial Truck and Tractor Operators	53-7051	\$19.46	\$16.22	\$21.09	\$18.64	\$40,486
Inspectors, Testers, Sorters, Samplers, and Weighers	51-9061	\$21.09	\$15.26	\$24.00	\$18.86	\$43,860
Installation, Maintenance, and Repair Workers, All Other	49-9099	\$20.96	\$14.89	\$24.00	\$21.65	\$43,597
Laborers and Freight, Stock, and Material Movers, Hand	53-7062	\$17.98	\$13.14	\$20.40	\$18.17	\$37,402
Lathe and Turning Machine Tool Setters, Operators, and Tenders, Metal and Plastic	51-4034	\$22.56	\$17.19	\$25.25	\$23.63	\$46,922
Light Truck or Delivery Services Drivers	53-3033	\$19.66	\$12.59	\$23.20	\$18.08	\$40,898
Machinists	51-4041	\$22.85	\$16.34	\$26.11	\$23.34	\$47,533
Maintenance Workers, Machinery	49-9043	\$27.11	\$21.21	\$30.07	\$27.72	\$56,396
Materials Engineers	17-2131	\$41.92	\$36.09	\$44.84	\$39.08	\$87,203
Mechanical Drafters	17-3013	\$32.60	\$22.43	\$37.69	\$35.08	\$67,814
Mechanical Engineering Technicians	17-3027	\$29.52	\$20.73	\$33.91	\$29.32	\$61,398
Mechanical Engineers	17-2141	\$41.59	\$29.65	\$47.56	\$38.80	\$86,498
Mixing and Blending Machine Setters, Operators, and Tenders	51-9023	\$20.39	\$15.63	\$22.77	\$18.82	\$42,414
Molders, Shapers, and Casters, Except Metal and Plastic	51-9195	\$18.38	\$14.10	\$20.51	\$18.23	\$38,224
Multiple Machine Tool Setters, Operators, and Tenders, Metal and Plastic	51-4081	\$18.79	\$14.40	\$20.98	\$18.13	\$39,075
Packers and Packagers, Hand	53-7064	\$16.17	\$12.96	\$17.77	\$16.02	\$33,624
Plating and Coating Machine Setters, Operators, and Tenders, Metal and Plastic	51-4193	\$20.91	\$16.10	\$23.31	\$22.95	\$43,485
Production Workers, All Other	51-9199	\$15.72	\$10.44	\$18.36	\$14.29	\$32,690
Rolling Machine Setters, Operators, and Tenders, Metal and Plastic	51-4023	\$22.80	\$20.10	\$24.14	\$23.38	\$47,414
Separating, Filtering, Clarifying, Precipitating, and Still Machine Setters, Operators, and Tenders	51-9012	\$22.33	\$17.33	\$24.83	\$24.28	\$46,447
Structural Metal Fabricators and Fitters	51-2041	\$20.68	\$17.73	\$22.15	\$18.89	\$43,007
Tool and Die Makers	51-4111	\$26.66	\$20.26	\$29.86	\$24.09	\$55,462
Welders, Cutters, Solderers, and Brazers	51-4121	\$21.99	\$17.14	\$24.41	\$22.70	\$45,733
Welding, Soldering, and Brazing Machine Setters, Operators, and Tenders	51-4122	\$23.05	\$20.48	\$24.33	\$22.81	\$47,944

The 2022 Iowa Wage data for the Boone, IA Laborshed area was produced by the Labor Force & Occupational Analysis Bureau to provide communities local information on wages by occupation. The source of the wage and employment data is based on the May 2021 OEWS estimates. Additional occupational wage and employment data can be found at www.iowalmi.gov/laborshed.

Balance of data compiled by Iowa Workforce Development using Laborshed data released in 2022.